

SVARAJ TRADING & AGENCIES LIMITED

Registered office: Office No. 30, 380/82 Amruteshwar Co-operative Housing Soc. Ltd., 2nd floor,
Jagannath Sunkersett Road, Mumbai, Maharashtra 400002
CIN: L51100MH1980PLC022315

Date: 11th April 2015

Code: 503624

E-mail /Fax

To,

Corporate Relationship Department
Bombay Stock Exchange Limited
Pheroze Jeejeebhoy Towers,
Dalal Street,
Mumbai – 400 001

Sub: Submission of Shareholding pattern as per clause 35 of the Listing Agreement for the quarter ended 31st Mar 2015

Dear Sir,

As per the requirements of Listing Agreement, we furnish herewith a copy of the Shareholding pattern under Clause 35 of the Listing Agreement for the quarter ended 31st Mar 2015.

Kindly take it on your records & acknowledge the receipt.

Thanking you,

For Svaraj Trading & Agencies Limited

For SVARAJ TRADING & AGENCIES LTD.



Director / Auth. Signatory

Authorised Signatory



Encl.: as above

Email : svarajtradingagencies@gmail.com

Introductory sub-table (I)(a)

Name of the Company:	SVARAJ TRADING AND AGENCIES LTD.
Scrip Code, Name of the scrip, class of security:	
Quarter ended:	31/03/2015

Partly paid-up shares:-	No. of partly paid-up shares	As a % of total no. of partly paid-up shares	As a % of total no. of shares of the company
Held by promoter/promoter group	0	NIL	
Held by public	0	NIL	0
			0
Total - D	NIL	NIL	NIL

Outstanding convertible securities:-	No. of outstanding securities	As a % of total no. of outstanding convertible securities	As a % of total no. of shares of the company, assuming full conversion of the convertible securities
--------------------------------------	-------------------------------	---	--

Held by promoter/promoter group	0	NIL	
Held by public	0	NIL	NIL
			NIL
Total - E	NIL	NIL	NIL

Warrants:-	No. of warrants	As a % of total no. of warrants	As a % of total no. of shares of the company, assuming full conversion of warrants
------------	-----------------	---------------------------------	--

Held by promoter/promoter group	0	NIL	
Held by public	0	NIL	NIL
			NIL
Total - F	NIL	NIL	NIL

Total paid-up capital of the company, assuming full conversion of warrants and convertible securities	14750000		
---	----------	--	--




For SVARAJ TRADING & AGENCIES LTD.

[Signature]
Director / Auth. Signatory

Statement Showing Shareholding Pattern

Category code	Category of Shareholder	Table (I)(a)				Total shareholding as a percentage of total number of shares		Shares Pledged or otherwise encumbered	
		Number of Shareholders	Total number of shares	Number of shares held in dematerialized form	As a percentage of (A+B) ¹	As a percentage of (A+B+C)	Number of shares	As a percentage	
									As a percentage
(A)	Shareholding of Promoter and Promoter Group ²								
1	Indian								
(a)	Individuals/ Hindu Undivided Family	3	1161100	1161100	7.87	7.87	0	7.87	0
(b)	Central Government/ State Government(s)	0	0	0	0.00	0.00	0	0.00	0
(c)	Bodies Corporate	0	0	0	0.00	0.00	0	0.00	0
(d)	Financial Institutions/ Banks	0	0	0	0.00	0.00	0	0.00	0
(e)	Any Others (Specify)	0	0	0	0.00	0.00	0	0.00	0
(e-i)	Other Individuals	0	0	0	0.00	0.00	0	0.00	0
(e-ii)	Mutual Fund	0	0	0	0.00	0.00	0	0.00	0
(e-iii)	Body Corp in Concert	0	0	0	0.00	0.00	0	0.00	0
(e-iv)	Non Government Institutions	0	0	0	0.00	0.00	0	0.00	0
	Sub Total(A)(1)	3	1161100	1161100	7.87	7.87	0	7.87	0
2	Foreign								
a	Individuals (Non-Residents Individuals/ Foreign Individuals)	0	0	0	0.00	0.00	0	0.00	0
b	Bodies Corporate	0	0	0	0.00	0.00	0	0.00	0
c	Institutions	0	0	0	0.00	0.00	0	0.00	0
d	Any Others (Specify)	0	0	0	0.00	0.00	0	0.00	0
	Sub Total(A)(2)	0	0	0	0.00	0.00	0	0.00	0
	Total Shareholding of Promoter and Promoter Group (A) = (A)(1) + (A)(2)	3	1161100	1161100	7.87	7.87	0	7.87	0
(B)	Public shareholding								
1	Institutions								
(a)	Mutual Funds/ UFI	0	0	0	0.00	0.00	0	0.00	0
(b)	Financial Institutions/ Banks	0	0	0	0.00	0.00	0	0.00	0
(c)	Central Government/ State Government(s)	0	0	0	0.00	0.00	0	0.00	0
(d)	Venture Capital Funds	0	0	0	0.00	0.00	0	0.00	0
(e)	Insurance Companies	0	0	0	0.00	0.00	0	0.00	0
(f)	Foreign Institutional Investors	0	0	0	0.00	0.00	0	0.00	0
(g)	Foreign Venture Capital Investors	0	0	0	0.00	0.00	0	0.00	0
(h)	Any Other (specify)	0	0	0	0.00	0.00	0	0.00	0
	Sub-Total (B)(1)	0	0	0	0.00	0.00	0	0.00	0
	Total Shareholding of Promoter and Promoter Group (A) + Public shareholding (B) = (A)(1) + (A)(2) + (B)(1)	3	1161100	1161100	7.87	7.87	0	7.87	0



[Signature]
Director / Auth. Signatory

0.00 For SVARAJ TRADING & AGENCIES LTD.

B 2	Non-institutions						
(a)	Bodies Corporate	25	6145384	6145384	41.66	41.66	
(a-i)	Corporate Client Bene	0	0	0	0.00	0.00	
(a-ii)	Corporate client Margin	0	0	0	0.00	0.00	
(a-iii)	Corporate Body (Offer)	0	0	0	0.00	0.00	
(b)	Individuals				0.00	0.00	
I	Individuals -i. Individual shareholders holding nominal share capital up to Rs 1 lakh	39	31275	30375	0.21	0.21	
II	ii. Individual shareholders holding nominal share capital in excess of Rs. 1 lakh	32	7412241	7412241	50.25	50.25	
(c)	Any Other (specify)	0	0	0	0.00	0.00	
(c-i)	NRI Individuals (Non Rep)	0	0	0	0.00	0.00	
(c-ii)	OCB	0	0	0	0.00	0.00	
(c-iii)	Foreign Bodies	0	0	0	0.00	0.00	
(c-iv)	NRI (Repatriation)	0	0	0	0.00	0.00	
	Sub-Total (B)(2)	96	13588900	13588000	92.13	92.13	
(B)	Total Public Shareholding (B)= (B)(1)+(B)(2)	96	13588900	13588000	92.13	92.13	
	TOTAL (A)+(B)	99	14750000	14749100	100.00	100.00	
(C)	Shares held by Custodians and against which Depository Receipts have been issued						
(1)	Promoter and Promoter Group	0	0	0		0.00	
(2)	Public	0	0	0		0.00	
	GRAND TOTAL (A)+(B)+(C)	99	14750000	14749100			

For SWARAJ TRADING & AGENCIES LTD.



[Handwritten Signature]

Director / Auth. Signatory

(1)(b) SVARAJ TRADING AND AGENCIES LTD.
category "Promoter and Promoter Group"

Sr. No.	Name of the shareholder	Pan No.	Details of Shares held		Encumbered shares (*)			Details of warrants		Details of convertible securities		Total shares (including underlying shares assuming full conversion of warrants and convertible securities) as a % of diluted share capital
			Number of shares held	As a % of grand total (A)+(B)+(C)	No.	As a percentage	As a % of grand total (A)+(B)+(C) of sub-clause (1)(a)	Number of warrants held	As a % total number of warrants of the same class	Number of convertible securities held	As a % total number of convertible securities of the same class	
(i)	(ii)	(iii)	(iv)	(v)	(vi)	(vii)=(vi)/(iv)*100	(viii)	(ix)	(x)	(xi)	(xii)	(xiii)
1	HARENDRA GUPTA	AFAPG8469G	312220	2.116745	0	0.00	0.000000	0	0.000000	0	0.000000	2.116745
2	REKHA SONI	BEGPS9760C	412220	2.794711	0	0.00	0.000000	0	0.000000	0	0.000000	2.794711
3	SILANKAR DAS VAIRAGI	ACAPV2378L	436660	2.960406	0	0.00	0.000000	0	0.000000	0	0.000000	2.960406
Total			1161100	7.871862	0	0.00	0.000000	0	0.000000	0	0.000000	7.871862

For SVARAJ TRADING & AGENCIES LTD.




Handwritten signature

Director / Auth. Signatory

SVARAJ TRADING AND
(I)(c)(i) AGENCIES LTD.
category "Public" and holding
more than 1% of the total
number of shares


Sr. No.	Name of the shareholder	Pan No.	Number of shares held	Shares as a percentage of total number of shares [i.e., Grand Total (A)+(B)+(C) indicated in Statement at para (I)(a) above]	Details of warrants		Details of convertible		Total shares (including underlying shares assuming full conversion of warrants and convertible securities) as a % of diluted share capital
					Number of warrants held	As a % total number of warrants of the same class	Number of convertible securities held	% w.r.t total number of convertible securities of the same class	
1	PRAKASHI EQUITY SERVICES LLP	AAOFP7494D	367577	2.492047	0	0.000000	0	0.000000	2.492047
2	AFTERLINK APPARTMENT PVT LTD	AALCA7136K	522965	3.545525	0	0.000000	0	0.000000	3.545525
3	MUCHMORE BUILDERS PRIVATE LIMITED	AAICM6514C	504386	3.419566	0	0.000000	0	0.000000	3.419566
4	RAGHAV SIIARES SERVICES LLP	AAFER6240Q	471263	3.195003	0	0.000000	0	0.000000	3.195003
5	KBK MERCANTILE LLP	AAANEK1535B	500000	3.389831	0	0.000000	0	0.000000	3.389831
6	ONWARD INVESTMENT ADVISORY PRIVATE LIMIT	AABCO2963J	213500	1.447458	0	0.000000	0	0.000000	1.447458
7	DINANATH SUPPLIERS PRIVATE LIMITED	AAFCD1108E	455270	3.086576	0	0.000000	0	0.000000	3.086576
8	ASSORTED INFRA-PROJECTS PVT LTD	AALCA8185A	592301	4.0156	0	0.000000	0	0.000000	4.015600
9	UNICORP WORLD PVT LTD	AABCU6301Q	626737	4.249064	0	0.000000	0	0.000000	4.249064
10	SATYALAXMI VINIMAY PVT LTD	AAECS8589E	538190	3.648746	0	0.000000	0	0.000000	3.648746
11	KALASHIDHAN STOCKIST PVT LTD	AAFCR06-1R	362415	2.457051	0	0.000000	0	0.000000	2.457051
12	PALANIHAR VANIJYA PVT LTD	AAHCP80-8D	392531	2.661227	0	0.000000	0	0.000000	2.661227
13	MOONVIEW MERCANTILE PVT LTD	AAJCM3547Q	360471	2.443871	0	0.000000	0	0.000000	2.443871
14	MADAN LAL PALIWAL	ABWPP0961C	187672	1.272353	0	0.000000	0	0.000000	1.272353
15	SAVITA MADANLAL JAIN	ACPPJ4716P	380950	2.582712	0	0.000000	0	0.000000	2.582712
16	Jointly With VIIVEK M. JAIN	AEGPJ844CK	480750	3.259322	0	0.000000	0	0.000000	3.259322
	AKKSHAY JAIN								



For SVARAJ TRADING & AGENCIES LTD.
(Signature)
Director / Auth. Signatory

17	ASHIKA VIVEK JAIN	ACTPJ3867H	380805	2.581729	0	0.000000	0	0.000000	2.581729
	Jointly With VIVEK M. JAIN								
18	MADANLAL PUKHRAJ JAIN	AAFPJ1016N	473250	3.208475	0	0.000000	0	0.000000	3.208475
	Jointly With SAVITA MADANLAL JAIN								
	VIVEK MADANLAL JAIN (HUF)	AAEHV4344N	368800	2.500339	0	0.000000	0	0.000000	2.500339
19	PRACHI AKKSHAY JAIN	BECPS6797B	479200	3.248814	0	0.000000	0	0.000000	3.248814
	Jointly With AKKSHAY JAIN								
20	DHIRENDER SURANA	AAPPS4537H	163230	1.106644	0	0.000000	0	0.000000	1.106644
21	SUSHEELA DHIRENDRA KUMAR SURANA	ABHPS1350B	300000	2.033898	0	0.000000	0	0.000000	2.033898
22	RAJNI SANTOSHI BHATTA	AACPB7528C	150000	1.016949	0	0.000000	0	0.000000	1.016949
23	PARTHIV M HARIYANI	AACPH0395P	270000	1.830508	0	0.000000	0	0.000000	1.830508
24	MADAN LAL PALIWAL	AABHM8712Q	868890	5.890780	0	0.000000	0	0.000000	5.890780
	PREMLATA RAJENDRAKUMAR AGRAWAL	ACUPA8746K	400000	2.711864	0	0.000000	0	0.000000	2.711864
25	RAJENDRAKUMAR S AGRAWAL (HUF)	AABHR3060G	183471	1.243871	0	0.000000	0	0.000000	1.243871
26	SUSHILKUMAR SHIVKISAN AGRAWAL (HUF)	AABHS9400D	700000	4.745763	0	0.000000	0	0.000000	4.745763
27	MADAN LAL PALIWAL	ABWPP0961C	689999	4.677959	0	0.000000	0	0.000000	4.677959
Total			12384623	83.963545	0	0.000000	0	0.000000	83.963545

For SVARAJ TRADING & AGENCIES LTD.



(Signature)
Director / Auth. Signatory

(I)(c)(ii) SVARAJ TRADING AND AGENCIES LTD.

PAC) belonging to the category "Public" and holding more than 5% of the total number of shares of the company

Sr. No.	Name(s) of the shareholder(s) and the Persons Acting in Concert (PAC) with them	Pan No.	Number of shares	Shares as a percentage of total number of shares i.e., Grand Total (A)+(B)+(C) indicated in Statement at para (I)(a) above}	Details of warrants		Details of convertible securities		Total shares (including underlying shares assuming full conversion of warrants and convertible securities) as a % of diluted share capital
					Number of warrants	As a % total number of warrants of the same class	Number of convertible securities held	% w.r.t total number of convertible securities of the same class	
I	MADAN LAL PALIWAL	AABHM8712Q	868890	5.890780					
Total			868890	5.890780	0	0.000000	0	0.000000	5.890780
					0	0.000000	0	0.000000	5.890780




FOR SVARAJ TRADING & AGENCIES LTD.

[Signature]
Director / Auth. Signatory

SVARAJ TRADING AND AGENCIES LTD.

(I)(d) Statement showing details of locked-in shares

Sr. No.	Name of the shareholder	Pan No.	Number of locked-in shares	Locked-in shares as a (%) percentage of total number of shares {i.e., Grand Total (A)+(B)+(C) indicated in Statement at para (I)(a) above}	Promoter / Promoter Group / Public
1	HARENDRA GUPTA	AFAPG8469G	300000	2.033898	Promoter/Promoter Group
2	SHANKAR DAS VAIRAG	ACAPV2378L	400000	2.711864	Promoter/Promoter Group
3	REKHA SONI	BEGPS9760C	400000	2.711864	Promoter/Promoter Group
Total			1000000	7.457626	



For SVARAJ TRADING & AGENCIES LTD.

Director / Auth. Signatory

SVARAJ TRADING AND AGENCIES LTD.

(II)(a) Statement showing details of Depository Receipts (DRs)

Sr. No.	Type of outstanding DR (ADRs, GDRs, SDRs, etc.)	Number of outstanding DRs	Number of shares underlying outstanding DRs	Shares underlying outstanding DRs as a percentage of total number of shares {i.e., Grand Total (A)+(B)+(C) indicated in Statement at para (I)(a) above}
1	NIL	Nil	Nil	Nil
Total		0	0	0



For SVARAJ TRADING & AGENCIES LTD.

A handwritten signature in black ink, appearing to be "H. K. S.", enclosed in a hand-drawn oval.

Director / Auth. Signatory

SVARAJ TRADING AND AGENCIES LTD.

(II)(b) Statement showing Holding of Depository Receipts (DRs), where underlying shares held by 'promoter/promoter group' are in excess of 1% of the total number of shares


Sr. No.	Name of the DR Holder	Type of outstanding DR (ADRs, GDRs, SDRs, etc.)	Number of shares underlying outstanding DRs	Shares underlying outstanding DRs as a percentage of total number of shares {i.e., Grand Total (A)+(B)+(C) indicated in Statement at para (I)(a) above}
1	NIL		Nil	Nil
Total		0	0	

For SVARAJ TRADING & AGENCIES LTD.



[Handwritten Signature]

Director / Auth. Signatory



Director / Auth. Signatory

FOR SVARAJ TRADING & AGENCIES LTD.

Sr.No	Notes
1	
2	
3	
4	
5	
6	
7	
8	
9	